

FIL: SEC: LODR R 30 and 33: UFR
December 8, 2016

BSE Limited
Floor 25
P J Towers
Dalal Street
Mumbai 400 001

National Stock Exchange
of India Limited
Exchange Plaza
Bandra Kurla Complex
Bandra (E), Mumbai 400 051

Scrip Code:		Scrip Code:	
Equity	500940/FINOLEXIND	Equity	FINPIPE
		NCDS	FIN16
ISIN:		ISIN:	
EQUITY	INE183A01016	EQUITY	INE183A01016
		NCDS	INE183A07047

Dear Sirs,

Sub: Outcome of the Board Meeting: Unaudited Standalone Financial Results for the quarter ended 30th September, 2016.

Pursuant to Regulations 30 and 33 of SEBI (Listing Obligations and Disclosure Requirement) Regulations, 2015, kindly be noted that the Board of Directors of the Company at its meeting held today i.e. 8th December, 2016, inter alia, taken on records the following:

1. Unaudited Standalone Financial Results of the Company for the quarter ended 30th September, 2016.
2. Segment-wise Revenue, Results and Capital Employed for the quarter ended 30th September, 2016.
3. Limited review report of the statutory auditor for the said financial results.
4. Financial results for the quarter ended 30th September, 2016 in the prescribed format for publishing in newspapers.

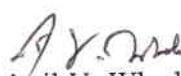
We are enclosing herewith the said statements.

The aforesaid board meeting commenced at 4.15 p.m. and concluded at 6.50 p.m.

You are requested to kindly take the same on your record.

Thanking you,

Yours truly,
For Finolex Industries Limited


Anil V. Whabi
Director - Finance

Encl: As above

Registered Office / Urse Plant
 Finolex Industries Limited
 Gat No. 399, Village Urse, Tal.-Maval,
 Dist. Pune 410 506, Maharashtra, India
 CIN L40108PN1981PLC024153

Tel +91 2114 237251 / 237253
 Toll Free 1800 200 3466
 Fax +91 2114 237252
 Email investors@finolexind.com
 Web finolexwater.com



FINOLEX INDUSTRIES LIMITED

Registered Office: Gat No. 399, Urse, Taluka Maval, Pune - 410 506. CIN: L40108PN1981PLC024153

**Statement of unaudited standalone financial results
 For the Quarter and half year ended 30th September, 2016**

(Rs. in lakhs)

Sr No	PART I Particulars	Quarter Ended			Half year Ended	
		30.09.2016	30.06.2016	30.09.2015	30.09.2016	30.09.2015
		Unaudited	Unaudited	Unaudited	Unaudited	Unaudited
1	Income from operations					
	(a) Net Sales/Income from Operations (including excise duty)	52,021.83	76,998.41	52,920.58	129,020.24	125,695.11
	(b) Other Operating Income	318.19	692.87	491.02	1,011.06	989.63
	Total income from operations (net) (a) + (b)	52,340.02	77,691.28	53,411.60	130,031.30	126,684.74
2	Expenses					
	(a) Cost of materials consumed	27,660.71	39,196.17	31,152.09	66,856.88	69,820.51
	(b) Changes in inventories of finished goods, work-in-progress and stock-in-trade	(1,035.73)	1,827.82	402.18	792.09	2,567.07
	(c) Excise duty paid	6,657.46	10,405.09	6,737.60	17,062.55	16,672.40
	(d) Employee benefits expense	2,541.24	2,715.88	2,048.98	5,257.12	4,274.37
	(e) Depreciation and amortisation expense	1,387.78	1,326.21	1,264.76	2,713.99	2,512.64
	(f) Power and Fuel	1,787.24	1,619.40	1,929.67	3,406.64	4,025.64
	(g) Other expenditure	6,029.62	6,002.86	5,898.82	12,032.48	11,350.83
	Total expenses	45,028.32	63,093.43	49,434.11	108,121.75	111,223.46
3	Profit / (Loss) from operations before other income, finance costs and exceptional items (1-2)	7,311.70	14,597.85	3,977.49	21,909.55	15,461.28
4	Other Income	893.62	317.21	1,141.47	1,210.83	1,680.95
5	Profit / (Loss) from ordinary activities before finance costs and exceptional items (3 + 4)	8,205.32	14,915.06	5,118.97	23,120.38	17,142.23
6	Finance costs	326.44	500.44	1,642.03	826.88	3,222.87
7	Profit / (Loss) from ordinary activities after finance costs but before exceptional items (5 - 6)	7,878.88	14,414.62	3,476.94	22,293.50	13,919.36
8	Exceptional items	-	-	2,447.79	-	2,447.79
9	Profit / (Loss) from ordinary activities before tax (7 + 8)	7,878.88	14,414.62	5,924.73	22,293.50	16,367.15
10	Tax Expense:	2,747.20	4,610.20	1,903.64	7,357.40	5,139.98
11	Net Profit / (Loss) from ordinary activities after tax (9 - 10)	5,131.68	9,804.42	4,021.09	14,936.10	11,227.17
12	Extraordinary Items (net off tax expense)	-	-	-	-	-
13	Net Profit / (Loss) for the period (11 - 12)	5,131.68	9,804.42	4,021.09	14,936.10	11,227.17
14	Share of profit / (loss) of associate	-	-	-	-	-
15	Minority interest	-	-	-	-	-
16	Net Profit / (Loss) after taxes, minority interest and share of profit of associates (13 + 14 + 15)	5,131.68	9,804.42	4,021.09	14,936.10	11,227.17

Registered Office / Urse Plant
 Finolex Industries Limited
 Gat No. 399, Village Urse, Tal.-Maval,
 Dist. Pune 410 506, Maharashtra, India
 CIN L40108PN1981PLC024153

Tel +91 2114 237251 / 237253
 Toll Free 1800 200 3466
 Fax +91 2114 237252
 Email investors@finolexind.com
 Web finolexwater.com



FINOLEX INDUSTRIES LIMITED						
Registered Office: Gat No. 399, Urse, Taluka Maval, Pune - 410 506. CIN: L40108PN1981PLC024153						
Statement of unaudited standalone financial results						
For the Quarter and half year ended 30th September, 2016						
(Rs. in lakhs)						
PART I						
Sr No	Particulars	Quarter Ended			Half year Ended	
		30.09.2016	30.06.2016	30.09.2015	30.09.2016	30.09.2015
		Unaudited	Unaudited	Unaudited	Unaudited	Unaudited
	Other Comprehensive income					
a	Profit / (Loss) for the period as per Ind AS	5,131.68	9,804.42	4,021.09	14,936.10	11,227.17
	Other comprehensive income not to be reclassified to profit or loss in subsequent periods:					
b	Net (loss) / gain on FVOCI Equity securities (net off tax)	18,573.35	17,310.08	(3,778.76)	35,883.43	(11,581.87)
c	Re-measurement gain/ (loss) on defined benefit plans net off tax	(26.91)	(58.67)	(12.67)	(85.57)	(10.40)
17	Total Other Comprehensive income / (loss) net off tax	18,546.44	17,251.42	(3,791.43)	35,797.86	(11,592.27)
18	Total Comprehensive income for the period (16+17)	23,678.12	27,055.83	229.66	50,733.96	(365.10)
19	Paid-up equity share capital (Nominal value Rs. 10 per share)	12,409.54	12,409.54	12,409.54	12,409.54	12,409.54
20	Paid-up Debt capital				10,000.00	10,000.00
21	Reserves excluding Revaluation Reserve as per balance sheet of previous accounting year					
22	Net Worth					
23	Debenture Redemption Reserve					
24(i)	Earnings per share (before extraordinary items) (of Rs. 10/- each) (not annualised):					
*	(a) Basic	4.14	7.90	3.24	12.04	9.05
	(b) Diluted					
24(ii)	Earnings per share (after extraordinary items) (of Rs. 10/- each) (not annualised):					
*	(a) Basic	4.14	7.90	3.24	12.04	9.05
	(b) Diluted					
25	Debt Equity Ratio				0.05	0.10
26	Debt Service Coverage Ratio				1.83	3.28
27	Interest Service Coverage Ratio				27.96	6.09
* As per weighted average number of shares outstanding during the period						

(Handwritten signature)

Standalone segmentwise revenue, results , assets and liabilities

Sr No	Particulars	Standalone				
		Quarter Ended			Half year Ended	
		30.09.2016	30.06.2016	30.09.2015	30.09.2016	30.09.2015
		Unaudited	Unaudited	Unaudited	Unaudited	Unaudited
1	SEGMENT REVENUE					
	Net Sale /Income from each segment:					
a	PVC	27,586.31	43,364.92	28,018.42	70,951.23	72,908.33
b	PVC Pipes & Fittings	40,996.77	65,813.64	39,777.33	106,810.40	97,315.73
c	Power	3,210.39	3,881.83	2,985.43	7,092.22	6,832.06
	Total	71,793.46	113,060.39	70,781.18	184,853.85	177,056.12
	Less: Inter segment Revenue	19,453.44	35,369.11	17,369.58	54,822.55	50,371.38
	Net Sales / Income from Operations	52,340.02	77,691.28	53,411.60	130,031.30	126,684.74
2	SEGMENT RESULTS					
	Profit / (Loss) before tax and interest from each segment:					
a	PVC	5,523.51	8,900.02	1,981.85	14,423.53	8,901.97
b	PVC Pipes & Fittings	2,518.97	5,677.55	2,791.43	8,196.52	7,715.25
c	Power	581.41	1,291.79	423.74	1,873.20	1,233.44
	Total	8,623.89	15,869.36	5,197.02	24,493.25	17,850.66
	Less:					
I	Finance costs	326.44	500.44	1,642.03	826.88	3,222.87
II	Other un-allocable expenditure	1,337.41	1,282.46	1,482.76	2,619.85	2,355.46
	Add:					
	Other un-allocable income	918.84	328.15	3,852.50	1,246.99	4,094.82
	Total Profit / (Loss) Before Tax	7,878.88	14,414.61	5,924.73	22,293.50	16,367.15
3	Capital employed : Segment Assets (-) Segment Liabilities					
a	PVC	50,561.64	52,144.96	56,603.51	50,561.64	56,603.51
b	PVC Pipes & Fittings	52,179.75	52,103.55	43,372.94	52,179.75	43,372.94
c	Power	23,737.17	26,740.94	25,270.78	23,737.17	25,270.78
d	Unallocated	73,757.30	48,567.03	68,356.61	73,757.30	68,356.61
	Total	200,235.86	179,556.48	193,603.84	200,235.86	193,603.84

(Handwritten signature)

Registered Office / Urse Plant
 Finolex Industries Limited
 Gat No. 399, Village Urse, Tal.-Maval,
 Dist. Pune 410 506, Maharashtra, India
 CIN L40108PN1981PLC024153

Tel +91 2114 237251 / 237253
 Toll Free 1800 200 3466
 Fax +91 2114 237252
 Email investors@finolexind.com
 Web finolexwater.com



FinOlex
 INDUSTRIES

Unaudited standalone statement of assets and liabilities as at 30th September, 2016

		(Rs. in lakhs)
Particulars		September 30, 2016
A	ASSETS	
1	Non-current assets	84,739.36
	(a) Property, plant and equipment	851.37
	(b) Capital work-in-progress	240.22
	(c) Intangible assets	
	(d) Financial Assets	100,743.87
	i) Investments	1.60
	ii) Loans	6,235.98
	iii) Other financial asset	1,377.98
	(e) Tax assets (net)	2,166.34
	(f) Other non current assets	196,356.72
	Sub-total non-current assets	196,356.72
2	Current assets	38,574.75
	(a) Inventories	
	(b) Financial assets	1,555.86
	i) Investments	4,523.81
	ii) Trade receivables	1,494.73
	iii) Cash and cash equivalents	16.08
	iv) Loans	1,781.04
	(c) Current tax assets (net)	12,561.94
	(d) Other Current Assets	60,508.21
	Sub-total current assets	60,508.21
	Total assets	256,864.93
B	EQUITY AND LIABILITIES	
1	Equity	12,409.54
	(a) Equity Share Capital	187,826.32
	(b) Other Equity	200,235.86
	Total equity	200,235.86
2	LIABILITIES	
	Non current liabilities	
	(a) Financial liabilities	-
	i) Long term borrowings	41.66
	ii) Other financial liabilities	1,265.16
	(b) Provisions	12,309.22
	(c) Deferred tax liabilities (net)	-
	(d) Government grants	13,616.04
	Sub-total non-current liabilities	13,616.04
3	Current liabilities	5,977.37
	(a) Financial liabilities	5,977.37
	i) Short-term borrowings	
	ii) Trade payables	
	(a) Total outstanding dues of micro enterprises and small enterprises	12.47
	(b) Total outstanding dues of creditors other than micro enterprises and small enterprises	11,846.58
	iii) Other financial liabilities	18,856.62
	(b) Deferred income from government grants	6,193.06
	(b) Other current liabilities	126.93
	(c) Provisions	43,013.03
	Sub-total current liabilities	43,013.03
	Total liabilities	56,629.07
	Total equity and liabilities	256,864.93

Notes-


- The above results have been reviewed by audit committee and approved by the Board at their meetings held on 8th December, 2016.
- The quarter and six month period ended 30 September 2015 has not been subject to limited review/audit. However the management has exercised necessary due diligence to ensure that the financial results provide a true and fair view of its affairs.
- As per the consistent accounting policy followed in the previous years, the Industrial Promotion Subsidy of Rs. 881.41 lakhs receivable for the period ended on September 30, 2016 (Rs.7424.15 lakhs for the period ended on September 30, 2015) has been credited to capital reserve. In the opinion of the company, although, the Accounting Standard AS 12 under Indian GAAP permitted such accounting, there is no clear mandate in Ind AS 20 regarding treatment of capital subsidies. A representation has been made to the Government seeking clarification on this matter which is awaited. Under the circumstances, company has continued with its existing accounting policy. The Company will revisit this policy on getting a clearer picture of the effect and scope of Ind AS 20.
- These financial results have been prepared in accordance with the Companies (Indian Accounting Standards) Rules, 2015 (Ind-AS) prescribed under section 133 of the Companies Act 2013 read with note 3 above. The company has transited to Ind-AS with effect from April 1, 2016 and the comparative numbers have been restated accordingly. The impact of transition has been provided for in the retained earning as on April 1, 2015.
- Exceptional item for period ending 30th September 2015 represents electricity duty exemption receivable for earlier periods in terms of eligibility certificate and sanction letter received under Package Scheme of Incentives from Government of Maharashtra.
- The limited review of the financial results for the quarter ended September 2016, pursuant to regulation 33 (3) (c) (i) of the SEBI (Listing obligations and Disclosure Requirements) Regulation, 2015 has been carried out by statutory auditors.
- As required by paragraph 32 of Ind-AS 101 First-time Adoption of Indian Accounting Standards, reconciliation of net profit is as follows:

Particulars	Quarter Ended	Six month period Ended
	30.09.2015	30.09.2015
Net profit as per Indian GAAP	4,187.80	11,213.59
Net (loss)/gain on fair valuation of financial instruments	(268.52)	(3.40)
Impact of remeasurement of defined benefit plan	-	-
Impact of measurement of financial liability at amortised cost	(5.01)	(10.01)
Net (loss)/gain on FVOCI equity Securities	(3,778.75)	(11,599.70)
Deferred tax	94.14	34.42
Profit as per Ind-AS	229.66	(365.10)

- Investment in the equity shares of companies which were acquired for strategic reasons are measured at fair value through other comprehensive income. Investment in associate is measured at cost and other investments are being measured at fair value through profit or loss.
- Previous periods' figures have been regrouped wherever necessary to conform to the current period's classification.

Pune
 8th December 2016

By order of the Board of Directors
 For Finolex Industries Limited


 Prakash P. Chhabria
 Executive Chairman
 DIN 00016017

M/s P. G. BHAGWAT

CHARTERED ACCOUNTANTS

HEAD OFFICE

Suites 101 - 102, 'Orchard',
Dr. Pai Marg, Baner,
Pune - 411045.

Tel.: 020 - 27290771, 27291772, 27291773
Email : pgb@pgbhagwatca.com
Web : www.pgbhagwatca.com

To
The Board of Directors
Finolex Industries Limited
Gat 399, Urse, Maval,
Pune – 410506, Maharashtra
India

Limited Review Report

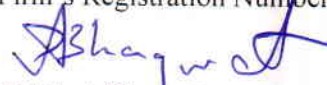
We have reviewed the accompanying statement of unaudited financial results of **Finolex Industries Limited** for the period ended 30th September, 2016. This statement is the responsibility of the Company's Management and has been approved by the Board of Directors. Our responsibility is to issue a report on these financial statements based on our review.

We conducted our review in accordance with the Standard on Review Engagement (SRE) 2410, Review of Interim Financial Information Performed by the Independent Auditor of the Entity issued by the Institute of Chartered Accountants of India. This standard requires that we plan and perform the review to obtain moderate assurance as to whether the financial statements are free of material misstatement. A review is limited primarily to inquiries of company personnel and an analytical procedure applied to financial data and thus provides less assurance than an audit. We have not performed an audit and accordingly, we do not express an audit opinion.

Based on our review conducted as above, the accounting treatment given by the Company, which it has been giving consistently with respect to Industrial Promotion Subsidy receivable from the Government of Maharashtra; crediting this grant to capital reserve instead of the profit and loss account is prima facie not as per Ind AS 20 'Accounting for Government Grants and Disclosure of Government Assistance'. The amount of effect on profit for the period is given in Note 3 to the financial results ending 30th September, 2016. As informed to us, a representation to the Ministry of Corporate Affairs for clarification/carve out in Ind AS 20 has been made.

Apart from the above nothing has come to our attention that causes us to believe that the accompanying statement of unaudited financial results prepared in accordance with applicable accounting standards and other recognized accounting practices and policies has not disclosed the information required to be disclosed in terms of Regulation 33 of the SEBI (Listing Obligations and Disclosure Requirements) Regulations, 2015 including the manner in which it is to be disclosed or that it contains any material misstatement.

For **M/s P.G.Bhagwat**
Chartered Accountants
Firm's Registration Number: 101118W


Abhijeet Bhagwat

Partner
Membership Number: 136835
Pune
8th December, 2016

FINOLEX INDUSTRIES LIMITED

CIN: L40108PN1981PLC024153

REGISTERED OFFICE: GAT NO. 399, URSE, TALUKA MAVAL, DIST. PUNE - 410 506.

Tel No.02114-237251 Fax No.02114-237252 E-mail: investors@finolexind.com Website :www.finolexwater.com

Statement of Standalone unaudited Financial Results for the half year ended 30/09/2016.

Sr. No.	Particulars	Rs. In lakhs	
		Standalone	
		Half year ending (30/09/2016)	Corresponding half year ended In the previous year (30/09/2015)
1	Total income from operations (net)	130,031.30	126,684.74
2	Net Profit / (Loss) for the period (before Tax, Exceptional and/or Extraordinary items)	22,293.50	13,919.36
3	Net Profit / (Loss) for the period before tax (after Exceptional and/or Extraordinary items)	22,293.50	16,367.15
4	Net Profit / (Loss) for the period after tax (after Exceptional and/or Extraordinary items)	14,936.10	11,227.17
5	Total Comprehensive Income for the period [Comprising Profit / (Loss) for the period (after tax) and Other Comprehensive Income (after tax)]	50,733.96	(365.10)
6	Equity share capital	12,409.54	12,409.54
7	Reserves (excluding Revaluation Reserve as shown in the Balance Sheet of previous year)		
8	Net worth		
9	Paid up Debt Capital / Outstanding Debt	10,000.00	10,000.00
10	Debt Equity Ratio	0.05	0.10
11	Earnings per share (for continuing and discontinued operations) (of Rs.10/- each):		
	Basic: }	12.04	9.05
	Diluted: }		
12	Debenture Redemption Reserve		
13	Debt Service Coverage Ratio	1.83	3.28
14	Interest Service Coverage Ratio	27.96	6.09



Notes-

- 1 The above results have been reviewed by audit committee and approved by the Board at their meetings held on 8th December, 2016.
- 2 The quarter and six month period ended 30 September 2015 has not been subject to limited review/audit. However the management has exercised necessary due diligence to ensure that the financial results provide a true and fair view of its affairs.
- 3 As per the consistent accounting policy followed in the previous years, the Industrial Promotion Subsidy of Rs. 881.41 lakhs receivable for the period ended on September 30, 2016 (Rs.7424.15 lakhs for the period ended on September 30, 2015) has been credited to capital reserve. In the opinion of the company, although, the Accounting Standard AS 12 under Indian GAAP permitted such accounting, there is no clear mandate in Ind AS 20 regarding treatment of capital subsidies. A representation has been made to the Government seeking clarification on this matter which is awaited. Under the circumstances, company has continued with its existing accounting policy. The Company will revisit this policy on getting a clearer picture of the effect and scope of Ind AS 20.
- 4 These financial results have been prepared in accordance with the Companies (Indian Accounting Standards) Rules, 2015 (Ind-AS) prescribed under section 133 of the Companies Act 2013 read with note 3 above. The company has transited to Ind-AS with effect from April 1, 2016 and the comparative numbers have been restated accordingly. The impact of transition has been provided for in the retained earning as on April 1, 2015.
- 5 Exceptional item for period ending 30th September 2015 represents electricity duty exemption receivable for earlier periods in terms of eligibility certificate and sanction letter received under Package Scheme of Incentives from Government of Maharashtra.
- 6 The limited review of the financial results for the quarter ended September 2016, pursuant to regulation 33 (3) (c) (i) of the SEBI (Listing obligations and Disclosure Requirements) Regulation, 2015 has been carried out by statutory auditors.
- 7 As required by paragraph 32 of Ind-AS 101 First-time Adoption of Indian Accounting Standards, reconciliation of net profit is as follows:

Particulars	Quarter Ended	Six month period Ended
	30.09.2015	30.09.2015
Net profit as per Indian GAAP	4,187.80	11,213.59
Net (loss)/gain on fair valuation of financial instruments	(268.52)	(3.40)
Impact of remeasurement of defined benefit plan	-	-
Impact of measurement of financial liability at amortised cost	(5.01)	(10.01)
Net (loss)/gain on FVOCI equity Securities	(3,778.75)	(11,599.70)
Deferred tax	94.14	34.42
Profit as per Ind-AS	229.66	(365.10)

- 8 Investment in the equity shares of companies which were acquired for strategic reasons are measured at fair value through other comprehensive income. Investment in associate is measured at cost and other investments are being measured at fair value through profit or loss.
- 9 Previous periods' figures have been regrouped wherever necessary to conform to the current period's classification.

